


Teaching your dog to walk by your side.

Commonly referred to as **loose-leash walking**, teaching a dog to **walk nicely by your side** is more about teaching a location for the dog to be **when you are in movement**, rather than having anything to do with a leash.


To get started, find a low-distraction environment, grab your bait bag, treats, a clicker, and your dog! Watch the video to accompany this handout by following this link: <https://youtu.be/JdWa28SB9KU>




- Start by establishing the location where you will deliver the treats.
- Aim for delivering the reinforcer at the seam of your pantleg.
- Click for the dog attenuating to you, reach in your bait bag for the treat, and deliver at the designated location.



- Once the dog is walking next to you, click for the dog walking in place.
- Deliver the treat in the same place that we previously established.



- Once reinforcement placement has been established, add movement.
- Click for the dog attenuating to you, continue moving while you are reaching in your bait bag and delivering the treat.



- Once you practice in a low-distraction environment, then add a harness and leash, and then take it on the road.
- Remember to bring yummy treats with you during every walk and have fun!

Visit our website at <http://www.humanedogtrainingadvocates.com> for more resources about animal training and behavior!

Humane Dog Training Advocates

